


Heighten in High School


Student Lesson Plan: 9th–12th Grade




Before your students start to explore human-read audio books, you will want to conduct a lesson that introduces them to using Learning Ally's reading app. Ideally, conducting this lesson with 5–10 students is best and will allow you to help troubleshoot as each step is explained.



GS434
The Outsiders
S.E. Hinton



KM769
To Kill a Mockingbird
Harper Lee



KW445
All the Bright Places
Jennifer Niven

Things to prepare before the lesson:

- make sure devices have Learning Ally's reading app downloaded
- have student usernames and passwords ready
- ensure devices are online
- provide headphones

1 START A READING CONVERSATION

Talk to students about reading, and ask them some questions about their favorite books:

- What book are you reading in class?
- What book have you always wanted to read?
- What would you like to read a book about (sports, cooking, animals)?

2 FIND LEARNING ALLY THE READING APP ON DEVICE



Ask students to select the app on their device. Help them enter their username and password.

3 DOWNLOAD A BOOK

After students have logged in, have them download a book by tapping on the title.

Show them the symbols for:



DOWNLOAD a book



PLAYING a book

4 SAMPLE A LEARNING ALLY AUDIOBOOK

Once a book is downloaded to their device, allow a few minutes for students to listen to an audiobook.

5 CUSTOMIZE YOUR STUDENT'S READING EXPERIENCE

After reading, go over these navigation, comprehension, vocabulary, and accessibility features with students.



Select the **BOOKMARK** icon to track where the student last read and to add notes and annotations.

Press and hold (mobile) or double click (computer) a word to look up the definition of a word, highlight it, or add a note. Review the words looked up in the **VOCABULARY** list or **MY VOCABULARY**.



Select the **REWIND SECONDS** icon to go back in the audiobook seconds at a time.



Select the **BACK, PLAY/PAUSE, and FORWARD** buttons to find the correct page.



Select the **HEADPHONES** icon to adjust the volume, change the speed of the reader and to turn on/off image descriptions. *NOTE: You may want to skip this part for younger students, as they may want to play with this feature and listen to books as fast and/or as slow as allowed.*



Select the **UP ARROW** to expand the play bar and find additional navigation tools.



Select the Table of Contents (TOC) icon to navigate by chapter.



Select the **PAGES** icon to jump directly to a page or navigate by pages.



Select the **NOTES, BOOKMARKS and VOCABULARY** to retrieve, edit, delete and share.



Select the **FONT** icon to adjust the size of the font, adjust letter and line spacing and to change text, background and highlighting colors.



Select the **BACK TO LIBRARY** button to return to the app homepage.

6 LOG OFF OR SWITCH USER WHEN FINISHED READING



Have students select the profile menu in the top right hand corner of the bookshelf to log out or switch user if another student is ready to log in.

7 STUDENT DISCUSSION AND FEEDBACK

Talk to students about their first Learning Ally experience. Ask them some questions to increase motivation and generate excitement.

- What did you like about reading audiobooks? Does this make reading easier for you?
- What book(s) would you like to read first?
- Besides school, where and when can you read audiobooks? Have students share ideas on how they can continue reading on the bus, in the car, at home, on weekends, during vacation, etc.

Introduce the idea of setting reading goals by asking the following questions:

- How many books/pages do you think you can read this week? This month?
- How can your teacher or your parents help you achieve this goal?

Consider using [Learning Ally's 33 and Me! Lesson Plan](#) next to help students set reading goals and achieve [Reading With Frequency](#), Learning Ally's research-based reading goal based on 33 days of reading that helps students achieve improved social-emotional and academic outcomes.



Students who read 20 minutes a day are also exposed to 1,800,000 words, and score in the 90th percentile on standardized tests.